

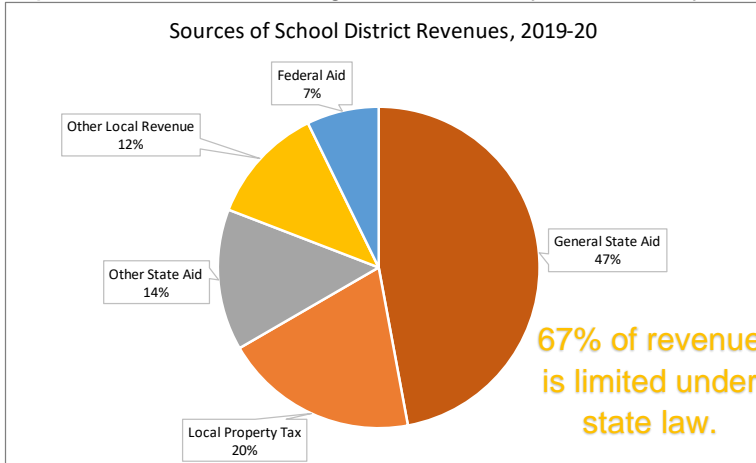


Boyceville Community School District: A Failure of State Funding

One Side of the Coin: Fair Funding for Schools

Wisconsin school districts have limited control over the amount of money they have to educate their students. Since 1993-94, the state government has imposed limits on the revenue school districts can receive from their two main funding sources: local property taxes and state aid.

The pie chart shows funding sources in Boyceville. Sixty-Seven cents out of every dollar are



constrained by the state's revenue limits. Although the school district has some discretion over its *other local revenue*, the amount it receives in federal and other state aid is out of its control.

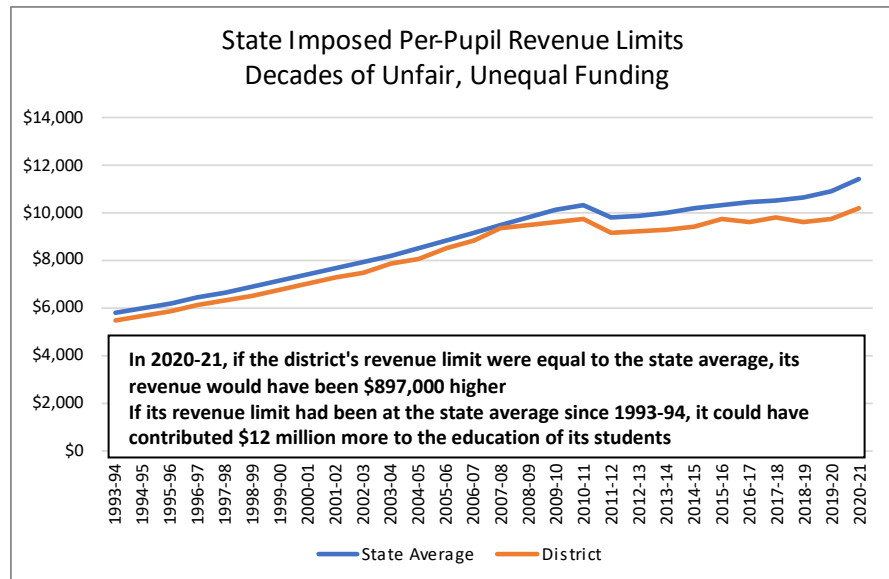
In 1993-94, the revenue limit in Boyceville was set at \$5,466 per student, \$351 below the state average of \$5,817. In the same year, 24 school districts were allowed to have revenues of over

\$7,500 per student! Funding gaps have only grown worse.

Revenue limits in Boyceville have remained below the state average every year since 1993. In 2020-2021, its revenue limit is \$10,192 per student, \$1,253 below the state average of \$11,445 per student.

New federal funding in 2021 will help with pandemic-related costs, including learning losses. But these funds only last for a few years. We need long-term improvements in fair funding.

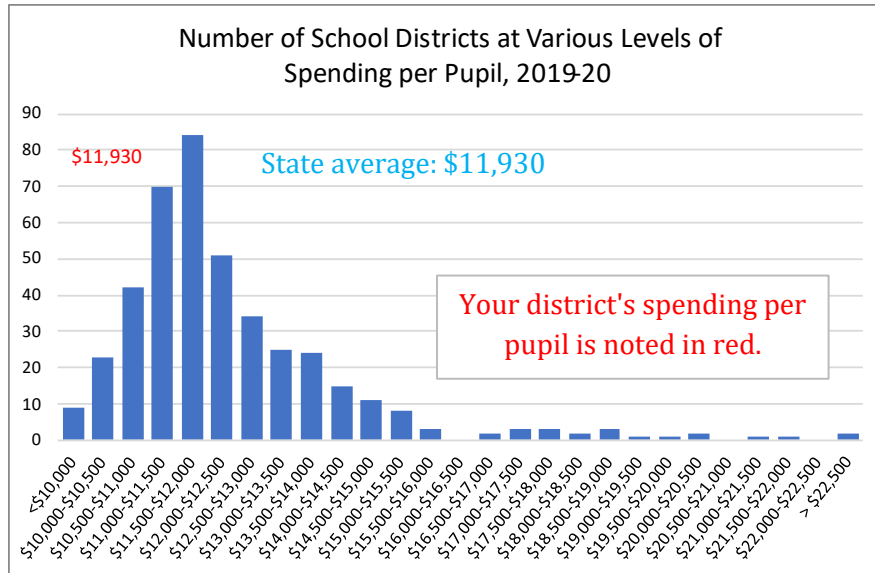
These unfair funding gaps will continue unless the legislature takes steps now to reform the state's school funding system. Flip the page to see how revenues impact education.



Special thanks to RW Baird School Business Solutions for expert assistance with data analysis.

The Other Side of the Coin: Adequate Spending to Meet Student Needs

The amount of money Boyceville spends to educate its students is constrained by its available funds. Given its low per pupil revenue limit, Boyceville has had to rely on local revenue to attain spending of \$11,930 per student, same as the state average of \$11,930. **In other words, local property taxpayers have had to step up because the state is not fairly funding your schools.**



Boyceville not only faces the challenge of limited revenues. Its student body includes a large concentration of *high-need* students.

- 47% of students are from low-income families.
- 17% of students have disabilities requiring extra services.
- 4 students are learning English.

Providing high-need students with a quality education requires additional resources.

The state's funding system mostly disregards extra costs of educating high-need students.

- Wisconsin is one of only a few states that does not provide extra aid for students from low-income families.
- State aid covers only 28% of the extra costs to provide special education services.
- Boyceville receives no additional state aid to provide English language instruction.

To provide an adequate education to all its students, one that meets the state's academic performance standards, AEF estimates that Boyceville will need to increase spending by at least \$3,099 per student. At the current level of enrollment, this increase implies **a spending gap of \$2.3 million**. We base this on a conservative estimate of 40% higher costs for these students.

AEF calls on the state legislature to close unfair funding gaps and recognize the additional costs incurred by districts serving high-needs students. Specifically, AEF proposes:

- Raising low revenue limits by \$300 per year, and closing gaps for low-revenue districts.
- Raising special education reimbursement to 45%, then 55% of actual costs.
- Providing \$150 of additional state aid per low-income student.
- Providing "Bilingual/Bicultural Aid with a floor of \$10,000 and \$500/student.

Please join AEF's call for fairness. Contact State Senator Kathy Bernier today at (608) 266-7511. Tell her you want a fair funding system for students in Boyceville.

Data in this Dashboard are from WI DPI Revenue Limit Longitudinal Data, School Report Card Data Downloads, 2019-20 student "membership" counts, and Comparative Revenue and Comparative Cost files. Dr. Andrew Reschovsky (LaFollette School of Public Affairs, UW-Madison) assisted in the analysis of the data. All averages are pupil weighted. Spending is defined as "Total Current Education Costs."