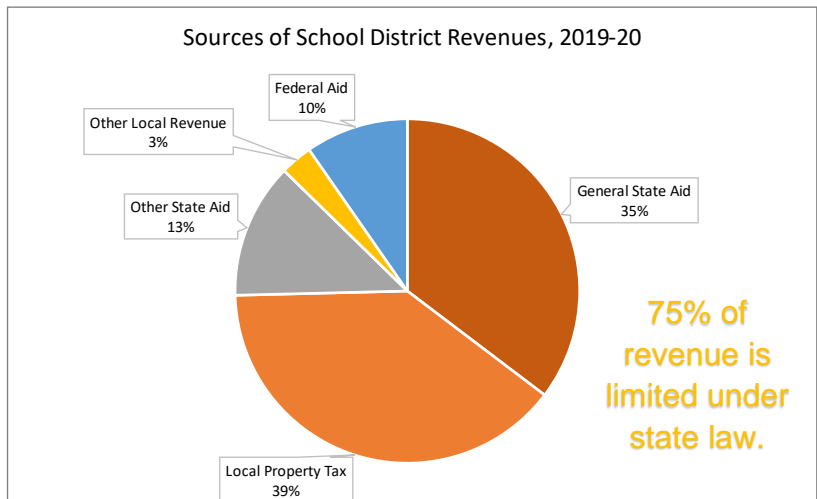




Wautoma School District: A Failure of State Funding

One Side of the Coin: Fair Funding for Schools

Wisconsin school districts have limited control over the amount of money they have to educate their students. Since 1993-94, the state government has imposed limits on the revenue school districts can receive from their two main funding sources: local property taxes and state aid.



The pie chart shows funding sources in Wautoma. Seventy-Five cents out of every dollar are constrained by the state's revenue limits. Although the school district has some discretion over its *other local revenue*, the amount it receives in federal and other state aid is out of its control.

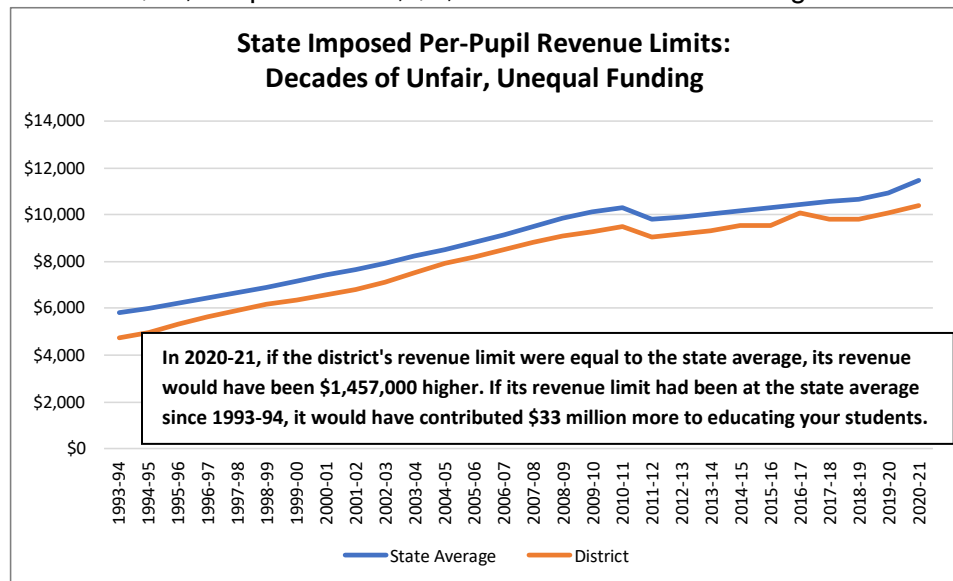
In 1993-94, the revenue limit in Wautoma was set at \$4,740 per student, \$1,077 below the state average of \$5,817. In the same year, 24 districts were

allowed to have revenues of over \$7,500 per student! Funding gaps have only grown worse.

Revenue limits in Wautoma have remained below the state average every year since 1993. In 2020-2021, your revenue limit is \$10,379 per student, \$1,066 below the state average of \$11,445 per student.

New federal funding in 2021 will help with pandemic-related costs, including learning losses. But these funds only last for a few years. We need long-term improvements in fair funding.

These unfair funding gaps will continue unless the legislature takes steps now to reform the state's school funding system. Flip the page to see more.

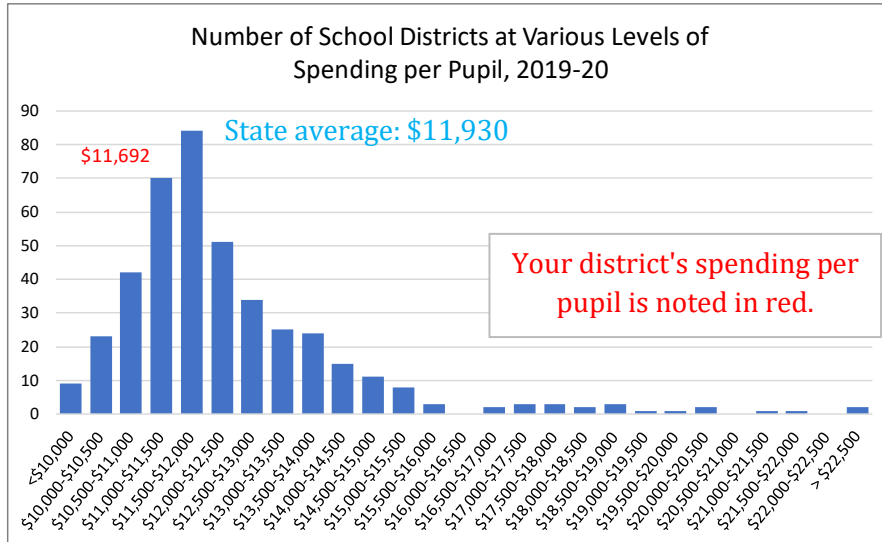


Special thanks to RW Baird School Business Solutions for expert assistance with data analysis.

The Other Side of the Coin: Adequate Spending to Meet Student Needs

The amount of money Wautoma spends to educate its students is constrained by its available funds. Given its low per pupil revenue limit, it is no surprise that at \$11,692 education spending per pupil in Wautoma was \$238 below the state average.

Wautoma not only faces the challenge of limited revenues. Its student body includes a large concentration of *high-need* students.



- 61% of students are from low-income families.
- 12% of students have disabilities requiring extra services.
- 6% of students are learning English.

Providing high-need students with a quality education requires additional resources.

The state's funding system mostly disregards extra costs of educating high-need students.

- Wisconsin is one of only a few states that does not provide extra aid for students from low-income families.
- State aid covers only 28% of the extra costs to provide special education services.
- Wautoma receives no additional state aid to provide English language instruction.

To provide an adequate education to all its students, meeting the state's academic performance standards, AEF estimates that Wautoma will need to increase spending by at least \$3,706 per student. At the current level of enrollment, this increase implies a **spending gap of \$5,121,549**. We base this on a conservative estimate of 40% extra costs for high-need students.

AEF calls on the state legislature to close unfair funding gaps and recognize the additional costs incurred by districts serving high-needs students. Specifically, AEF proposes:

- Raising low revenue limits by \$300 per year, and closing gaps for low-revenue districts.
- Raising special education reimbursement to 45%, then 55% of actual costs.
- Providing \$150 of additional state aid per low-income student.
- Providing "Bilingual/Bicultural Aid with a floor of \$10,000 and \$500/student.

**Call WI Senator Joan Ballweg at (608) 266-0751.
Tell her you want fair funding for
the children in Wautoma schools.**

Data in this Dashboard are from WI DPI Revenue Limit Longitudinal Data, School Report Card Data Downloads, 2019-20 student "membership" counts, and Comparative Revenue and Comparative Cost files. Dr. Andrew Reschovsky (LaFollette School of Public Affairs, UW-Madison) assisted in the analysis of the data. All averages are pupil weighted. Spending is defined as "Total Current Education Costs."